

DUM č. 5 v sadě

1. Aj-1 Anglická konverzace

Autor: Denisa Ferlay

Datum: 10.05.2014

Ročník: 3. ročníky

Anotace DUMu: Cvičení zaměřená na konverzaci a slovní zásobu. Tématem je Travelling - Cestování.

Materiály jsou určeny pro bezplatné používání pro potřeby výuky a vzdělávání na všech typech škol a školských zařízení. Jakékoliv další využití podléhá autorskému zákonu.



evropský
sociální
fond v ČR



EVROPSKÁ UNIE



MINISTERSTVO ŠKOLSTVÍ,
MLÁDEŽE A TĚLOVÝCHOVY



OP Vzdělávání
pro konkurenceschopnost

INVESTICE DO ROZVOJE VZDĚLÁVÁNÍ



Travelling



How do you travel to school? How do your parents travel to work?

Do you often use the public transport system? Are you satisfied with it? What would you change?

What is your most / least favourite means of transport? Why?

Can you compare travelling by bus to travelling by train?

What means of transport can you use when travelling by air, by sea or on land?

What's the most unusual form of transport you have used?

When you go on holiday. How do you usually travel?

What do you prepare before going on holiday?

Have you ever flown? Describe your last flight .

What is the longest journey you have ever made? Describe it.

What do you think about security measures at the airports these days?

What kind of accidents can happen while travelling? Are you afraid to take any means of transport?

Have you ever travelled by ship?



Do you like organizing your own trips or do you prefer package holidays organized by a travel agency? Why?

What was your worst holiday ever? Why? What went wrong?

Describe your best holiday ever.

Do you like guided tours? Why (not)?

What kind of accommodation and services do you prefer while travelling?

Do you have a driving licence? Did you pass first time? Would you say you are a good driver?

Have you ever gone camping? Did you like it?

What would you pack for a camping holiday ?



Where are you going on your next holiday ?




Write the words under the right heading. Some expressions can go into more columns.

check-in counter petrol station liner carriage DINING CAR
puncture *to skid* FINE trolley to disembark
smooth flight *in-flight entertainment* port FREIGHT TRAIN to change
brakes over speeding *steering wheel* GATE **to hitchhike**
compartment **clutch** turbulence FERRY *to overtake*
CREW steamboat *to take off* NUMBER PLATE *departure lounge*
left luggage office LANDING GEAR conductor **boarding card** to change gears
WAITING ROOM lost – property office *rear view mirror* cargo ship
to land COURTESY CAR *seatbelt* sleeping car RAILWAY STATION
ticket office **BAGGAGE RECLAIM** flight attendant *speed camera*

by car




on rails



by air




by sea



ANSWERS :




by car : petrol station, puncture, to skid, fine, brakes, over speeding, steering wheel, to hitchhike, clutch, to overtake, number plate, to change gears, rear view mirror, courtesy car, seatbelt, speed camera



on rails: carriage, dining car, freight train, to change, brakes, compartment, left luggage office, conductor, waiting room, lost property office, sleeping car, railway station, ticket office



by air: check-in counter, trolley, smooth flight, in - flight entertainment, to change, brakes, gate, turbulence, crew, take off, departure lounge, left luggage office, landing gear, boarding card, lost property office, to land, seatbelt, baggage reclaim, flight attendant



by sea: liner, to disembark, port, steering wheel, crew, ferry, steamboat, boarding card, cargo ship

Teacher's notes

Discussion

Students discuss the questions on the worksheet in pairs, groups or the activity can be handled as a whole class, teacher-centered discussion. Students can also mill around the classroom and ask different classmates. Another possibility is to pair the students and let them stand in two lines facing their partners.

The teacher asks a question and students discuss it in their pair. Next, students standing in one line move one neighbour to the right and discuss the next question with their new partner and so on..

Means of transport

Students look at the words and try to write them under the right heading. Some words can go into more columns. The answers can be displayed on a data projector.

Obrázky :

openclipart.org/people/Gerald_G/Gerald_G_Sleeping_in_a_tent.svg

openclipart.org/people/wollebolleke/autobus.svg

openclipart.org/detail/181785/hot-air-balloon-by-rambo-tribble-181785

openclipart.org/people/frankes/KofferV3.svg

openclipart.org/people/Gerald_G/Gerald_G_Girl_Driving_Car_Cartoon.svg

openclipart.org/people/mbs/mbs_ICE-Train.svg

openclipart.org/people/Special_K/ubuplane.svg

openclipart.org/people/yves_guillou/yves_guillou_steamer.svg